



TTI
SUCCESS
INSIGHTS®

Communicating with Style™

Connie Communicator

Account Executive
ABC Management
6-30-2017

SAMPLE





Introduction

Behavioral research suggests that the most effective people are those who understand themselves, both their strengths and weaknesses, so they can develop strategies to meet the demands of their environment.

A person's behavior is a necessary and integral part of who they are. In other words, much of our behavior comes from "nature" (inherent), and much comes from "nurture" (our upbringing). It is the universal language of "how we act," or our observable human behavior.

In this report we are measuring four dimensions of normal behavior. They are:

- how you respond to problems and challenges.
- how you influence others to your point of view.
- how you respond to the pace of the environment.
- how you respond to rules and procedures set by others.

This report analyzes behavioral style; that is, a person's manner of doing things. Is the report 100% true? Yes, no and maybe. We are only measuring behavior. We only report statements from areas of behavior in which tendencies are shown. To improve accuracy, feel free to make notes or edit the report regarding any statement from the report that may or may not apply, but only after checking with friends or colleagues to see if they agree.

SAMPLE



Communication Flexibility

"Improving Your Communication Flexibility"

When interacting with a person who has the following characteristics:

- Friendly and talkative
- Impulsive
- Uses many hand gestures while speaking
- Shows much emotion
- Imprecise about the use of time

Factors that will improve communication with this Style:

- Be positive and upbeat.
- Talk about goals and opinions they find stimulating.
- Deal with details in writing, have them commit to modes of action.
- Ask for their opinions/ideas regarding people.
- Provide ideas for implementing action.
- Use enough time to be stimulating, fun-loving, fast-moving.
- Provide testimonials from people they see as important.
- Provide a warm and friendly environment.
- Read the body language for approval or disapproval.

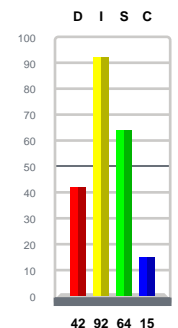
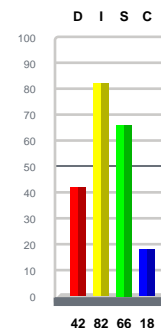
Factors that will create tension or dissatisfaction with this Style:

- Controlling the conversation
- Talking about yourself

SAMPLE

Adapted Style

Natural Style





Communication Flexibility

"Improving Your Communication Flexibility"

When interacting with a person who has the following characteristics:

- Patient
- Easy going
- Unemotional voice
- Reserved
- Deliberate - methodical

Factors that will improve communication with this Style:

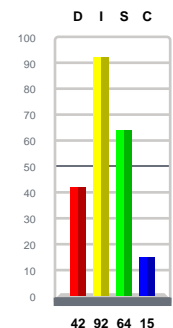
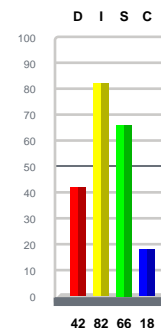
- Start, however briefly, with a personal comment. Break the ice.
- Show sincere interest in them as a person; find areas of common involvement; be candid and open.
- Patiently draw out personal goals and work with them to help them achieve those goals; listen; be responsive.
- Present your case softly, non-threateningly with a sincere tone of voice.
- Ask "how?" questions to draw their opinions or comments.
- Watch carefully for possible areas of early disagreement or dissatisfaction.
- Look for hurt feelings, personal reasons, if you disagree.
- Provide guarantees that their decision will minimize risks; give assurance that provides them with benefits.
- Provide personal assurances, clear, specific solutions with maximum guarantees.
- Provide a friendly environment.

Factors that will create tension or dissatisfaction with this Style:

- Being overly optimistic
- Talking too much and not listening

Adapted Style

Natural Style





Situational Strategies

Use this page for ideas on how to control the interaction between yourself and a customer when the following situations arise. When a customer is upset, you must first gain control of the situation - then read the customer's style and apply the appropriate strategy.

PERSON

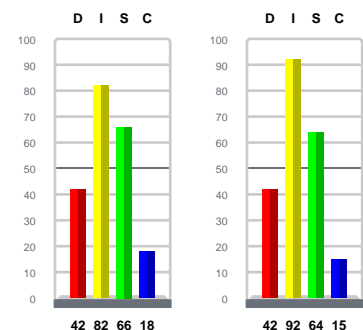
STRATEGY

Skeptical, Suspicious	Agree on minor points and expand. Be conservative in assertions.
Nervous, irritable, high strung	Use a quiet, tactful, soothing manner.
Pessimistic, grouchy, complaining	Listen patiently, ask questions to find out their real concerns.
Egotistical, opinionated, high hat	Flatter their ego. Concentrate on getting results.
Argumentative, blustering	Create response by challenging in a sincere manner.
Silent, secretive	Be more personal than usual to draw them out.

SAMPLE

Adapted Style

Natural Style





Action Plan

Professional Development

1. I learned the following behaviors contribute positively to increasing my professional effectiveness: (list 1-3)

2. My report uncovered the following behaviors I need to modify or adjust to make me more effective in my career: (list 1-3)

3. When I make changes to these behaviors, they will have the following impact on my career:

4. I will make the following changes to my behavior, and I will implement them by _____:

SAMPLE



Action Plan

Personal Development

1. When reviewing my report for personal development, I learned the following key behaviors contribute to reaching my goals and the quality of life I desire: (list 1-3)

2. The following behaviors were revealed, which show room for improvement to enhance the quality of my life: (list 1-3)

3. When I make changes to these behaviors, I will experience the following benefits in my quality of life:

4. I will make the following changes to my behavior, and I will implement them by _____:

SAMPLE

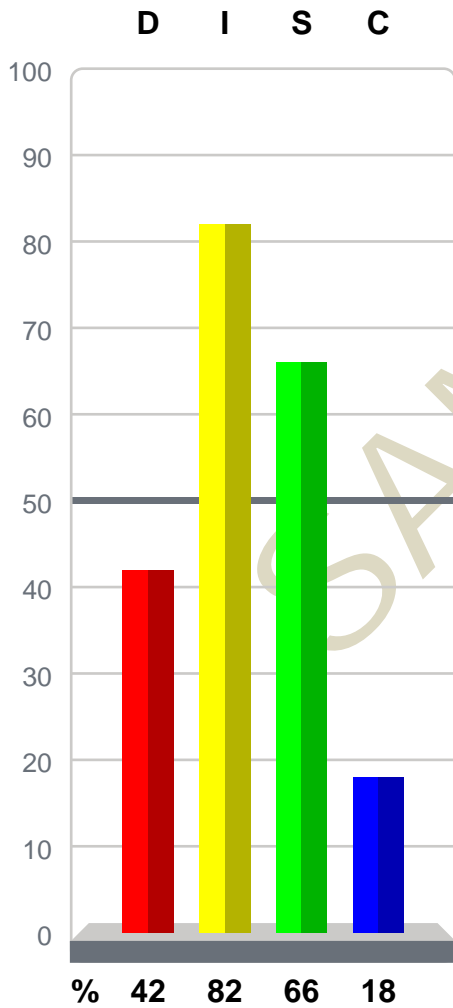


Style Insights® Graphs

6-30-2017

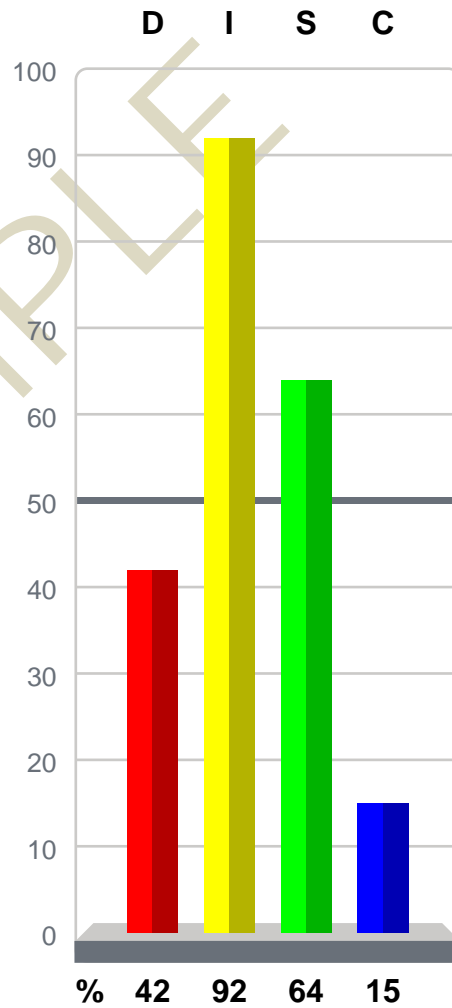
Adapted Style

Graph I



Natural Style

Graph II



Norm 2017 R4



The Success Insights® Wheel

The Success Insights® Wheel is a powerful tool popularized in Europe. In addition to the text you have received about your behavioral style, the Wheel adds a visual representation that allows you to:

- View your natural behavioral style (circle).
- View your adapted behavioral style (star).
- Note the degree you are adapting your behavior.
- If you filled out the Work Environment Analysis, view the relationship of your behavior to your job.

Notice on the next page that your Natural style (circle) and your Adapted style (star) are plotted on the Wheel. If they are plotted in different boxes, then you are adapting your behavior. The further the two plotting points are from each other, the more you are adapting your behavior.

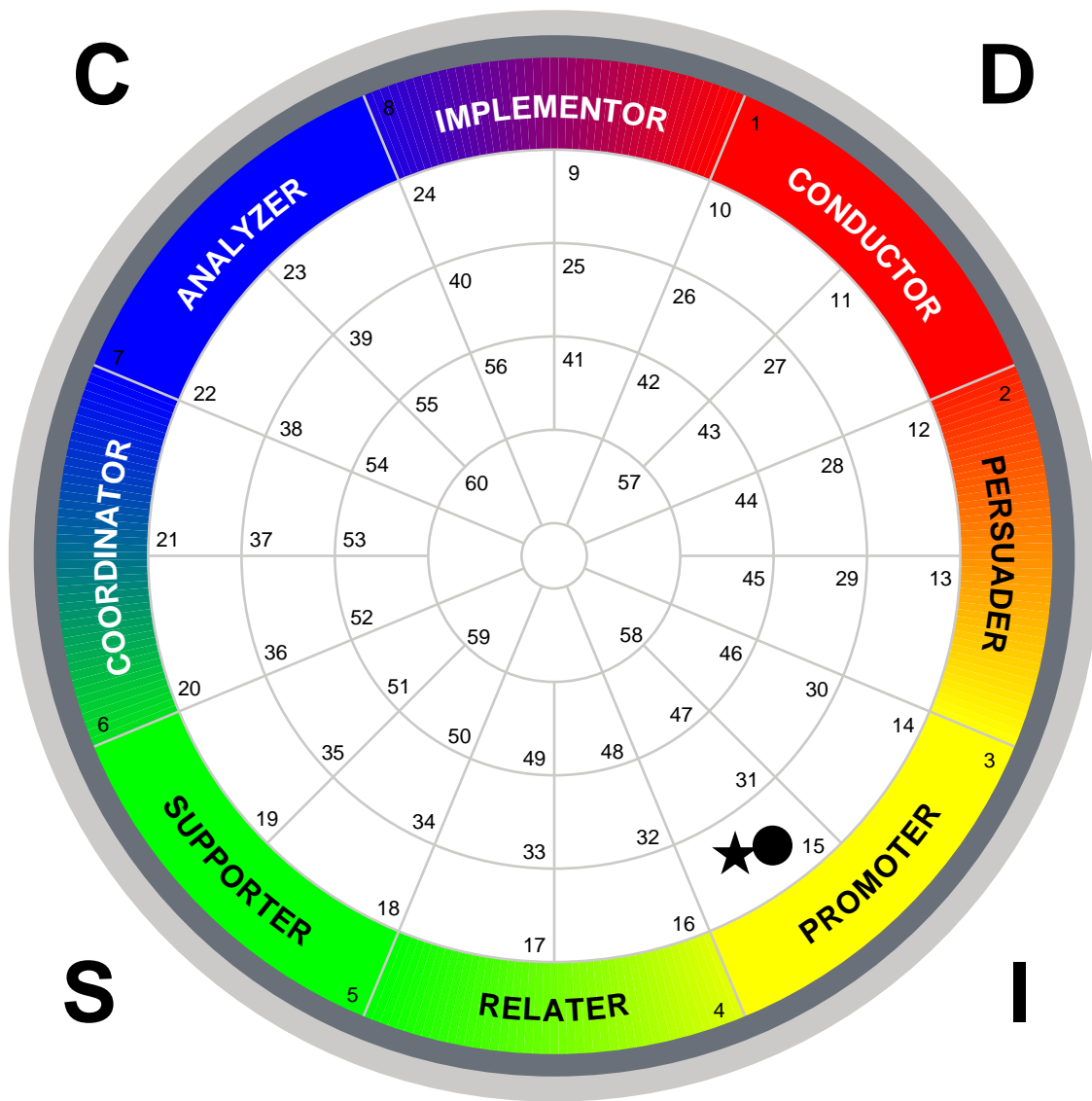
If you are part of a group or team who also took the behavioral assessment, it would be advantageous to get together, using each person's Wheel, and make a master Wheel that contains each person's Natural and Adapted style. This allows you to quickly see where conflict can occur. You will also be able to identify where communication, understanding and appreciation can be increased.

SAMPLE



The Success Insights® Wheel

6-30-2017



Adapted: ★ (15) RELATING PROMOTER

Natural: ● (15) RELATING PROMOTER

Norm 2017 R4

T: 2:47