



TTI
SUCCESS
INSIGHTS®

Workplace Motivators®

Gregg Sample
Executive
Your Organization
5-22-2018

SAMPLE





Understanding Your Report

Knowledge of an individual's values help to tell us WHY they do things. A review of an individual's experiences, references, education and training help to tell us WHAT they can do. Behavioral assessments help to tell us HOW a person behaves and performs in the work environment. The Motivation Insights® measures the relative prominence of six basic interests or values (a way of valuing life): Theoretical, Utilitarian/Economic, Aesthetic, Social/Altruistic, Individualistic/Political and Traditional/Regulatory.

Value	the Drive for
Theoretical	Knowledge
Utilitarian/Economic	Money
Aesthetic	Form and Harmony
Social/Altruistic	Helpfulness
Individualistic/Political	Power
Traditional/Regulatory	Order

Values help to initiate one's behavior and are sometimes called the hidden motivators because they are not always readily observed. It is the purpose of this report to help illuminate and amplify some of those motivating factors and to build on the strengths that each person brings to the work environment.

Based on your choices, this report ranks your relative passion for each of the six values. A knowledge of an individual's values help to tell us why they do what they do. By measuring values, we uncover some of these motivators and can identify strengths that make each person unique within an organization. Values initiate or drive our behavioral style.

Workplace Motivators Report

This document has been prepared based on careful statistical analysis of the response pattern on the Motivation Insights® instrument. Norms have been developed for this instrument from thousands of professionals. This report uses the latest information available about human cognition and memory. Content is arranged in easy-to-remember categories using an interactive page layout.



Understanding Your Report

How to get the most from this report

1. Add, delete, and write comments in this document and consider it a work-in-progress handbook or personal tool. Consult, review, revise, and update this document periodically.
2. Review the report and select items of primary importance to current projects. Determine the best steps ahead based on what the report reveals and current experiences.
3. As appropriate, share the information on the Team Building Summary with peers and managers at whatever level of disclosure feels comfortable. As communication is a two-way process, peers and managers are encouraged to share similar information from their own Team Building Summary sheets.
4. Use the information in the report to serve as a "self-management handbook" or "empowerment manual" to help clarify workplace values issues, and to assist in maintaining optimal performance.
5. Other steps and processes may emerge through team meetings.

This report includes

- A section for each of the six Values dimensions in these categories: General Characteristics; Value to the Organization; Keys to Managing and Motivating; Training, Professional Development and Learning Insights; Continuous Quality Improvement.
- A Norms and Comparisons section that reveals where your values are compared to the national mean.
- A Values Graph
- A Values Wheel
- A Values Action Plan for affirming strengths and encouraging growth and development.
- A Team Building Summary to facilitate sharing selected information with others.



Utilitarian/Economic

Keys to Managing and Motivating

- Be aware that for those who score in this very high range there is a potential for low company loyalty. Be certain to reward performance, and encourage participation as an important member of the team.
- Reward high performance in tangible and monetary ways with individual and team recognition.
- Provide substantial room for financial rewards for excellent performance.
- Provide coaching to help Gregg appreciate that not everybody is highly-motivated by wealth, return-on-investment and gain like he is.
- Provide recognition and rewards (e.g. bonuses) as soon as possible, not just at the end of the quarter or year.

Training, Professional Development and Learning Insights

- If possible, build in some group competition as a part of the training activities.
- Provide rewards and incentives for participation in additional training and professional development.
- Scores like those who want information that will help them increase bottom-line results and effectiveness.

Continuous Quality Improvements

- Needs to learn to appreciate that not everybody is highly-motivated by wealth, return-on-investment or gain so as not to alienate a prospect, customer or client.
- Needs to hide the dollar signs in his eyes in order to establish the most appropriate rapport with others.
- Needs to work on balancing other Values scales and appreciating the strengths that others bring, even those who may not share this very strong Utilitarian/Economic drive.



Individualistic/Political

Keys to Managing and Motivating

- Allow freedom to make his own decisions about how an assignment should be completed.
- Remember that he likes to work apart from the team and independently at times.
- Create an environment that provides security while it encourages taking appropriate risks.
- Gregg brings a variety of strengths to the team that may not have been utilized. Explore the possibilities of expanding these opportunities.
- He will appreciate "air-time" at meetings to share ideas with others on the team.

Training, Professional Development and Learning Insights

- Learning and professional development activities should be flexible, having a wide variety of options.
- Allow for some experimental or non-routine types of options.
- Link some of the benefits of the learning activity to enhancing ability to make a special and unique contribution to the team.

Continuous Quality Improvements

- Unique approaches do not always result in complete success, and may cause conflict with others if sensitivity is not used.
- Needs to remember that his good ideas aren't the only good ideas.
- Needs to listen more and speak less.



Aesthetic

Keys to Managing and Motivating

- Remember that he shows a practicality and realism regarding Aesthetic values and positions.
- This middle ground between the extremes of higher and lower Aesthetic issues may be an appropriate stabilizing force.
- Check for other Values drives that may be higher or lower than this Aesthetic value in order to gain a better idea of specific keys to managing and motivating.
- Support the middle ground strength that he brings between various positions on team issues.

Training, Professional Development and Learning Insights

- Explore the professional development insights from some of the other Values scales to determine more specific preferences.
- Can become engaged in training activities because he sees it as a part of necessary growth and professional improvement.
- Gregg will be supportive of the training efforts as well as supportive of the trainer(s) from the viewpoint of this Aesthetic dimension.

Continuous Quality Improvements

- To gain additional insight, it is important to review other Values drives to determine the importance of this Aesthetic drive factor.
- May feel conflict as to whether or not to participate in certain team activities, unless there is some area where his creativity may be used.
- Allow space for those who differ on this Aesthetic scale, and remember that all Values positions are positions deserving of respect.



Theoretical

Keys to Managing and Motivating

- Provide some attempts to reduce the amount of technical knowledge-based requirements.
- Keep the product-knowledge requirements at a practical level.
- Emphasize the general and big-picture focus on projects rather than the highly technical details.
- Occasional monitoring or check-ins on progress are recommended rather than frequent contacts.
- Offer information that is relevant to the task, but no more.

Training, Professional Development and Learning Insights

- Make training and development activities as practical as possible.
- Hit only those essential items that relate to increased success or efficiency on projects.
- Link training and professional development to other areas of the Values graph where peaks occur.

Continuous Quality Improvements

- May avoid detailed information.
- Occasionally ignores an important rule, procedure, or protocol in order to expedite processes.
- May not show an interest in asking questions about those things not directly connected to the practical aspects of the job.



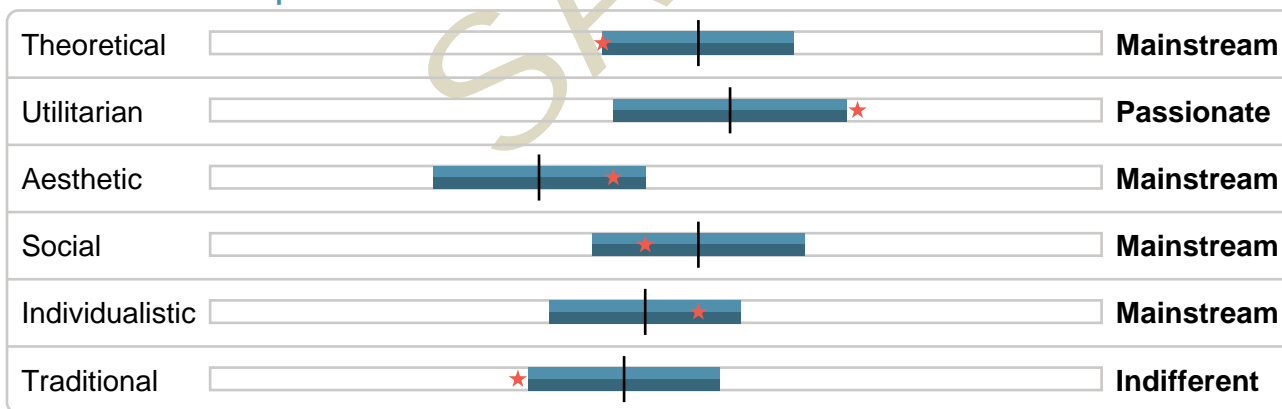
Motivators - Norms & Comparisons

For years you have heard statements like, "Different strokes for different folks," "to each his own," and "people do things for their own reasons, not yours." When you are surrounded by people who share similar values, you will fit in with the group and be energized. However, when surrounded by people whose values are significantly different from yours, you may be perceived as out of the mainstream. If the differences are understood, each brings strengths to the equation. If not understood, these differences can induce stress or conflict. When confronted with this type of situation you can:

- Change the situation.
- Change your perception of the situation.
- Leave the situation.
- Cope with the situation.

This section reveals areas where your values may be outside the mainstream and could lead to conflict. The further away you are from the mainstream on the high side, the more people will notice your passion about that value. The further away from the mainstream on the low side, the more people will view you as indifferent and possibly negative about that value. The shaded area for each value represents 68 percent of the population or scores that fall within one standard deviation above or below the national mean.

Norms & Comparisons Table - Norm 2011



- 68 percent of the population - national mean - your score

Mainstream - one standard deviation of the national mean

Passionate - two standard deviations above the national mean

Indifferent - two standard deviations below the national mean

Extreme - three standard deviations from the national mean



Motivators - Norms & Comparisons

Areas in which you have strong feelings or passions compared to others:

- You strive for efficiency and practicality in all areas of your life, seeking to gain a return on your investment of time, talent and resources. Others may feel you always have a string attached and are always trying to gain a personal advantage. They may feel you should give just for the sake of giving.

Areas where others' strong feelings may frustrate you as you do not share their same passion:

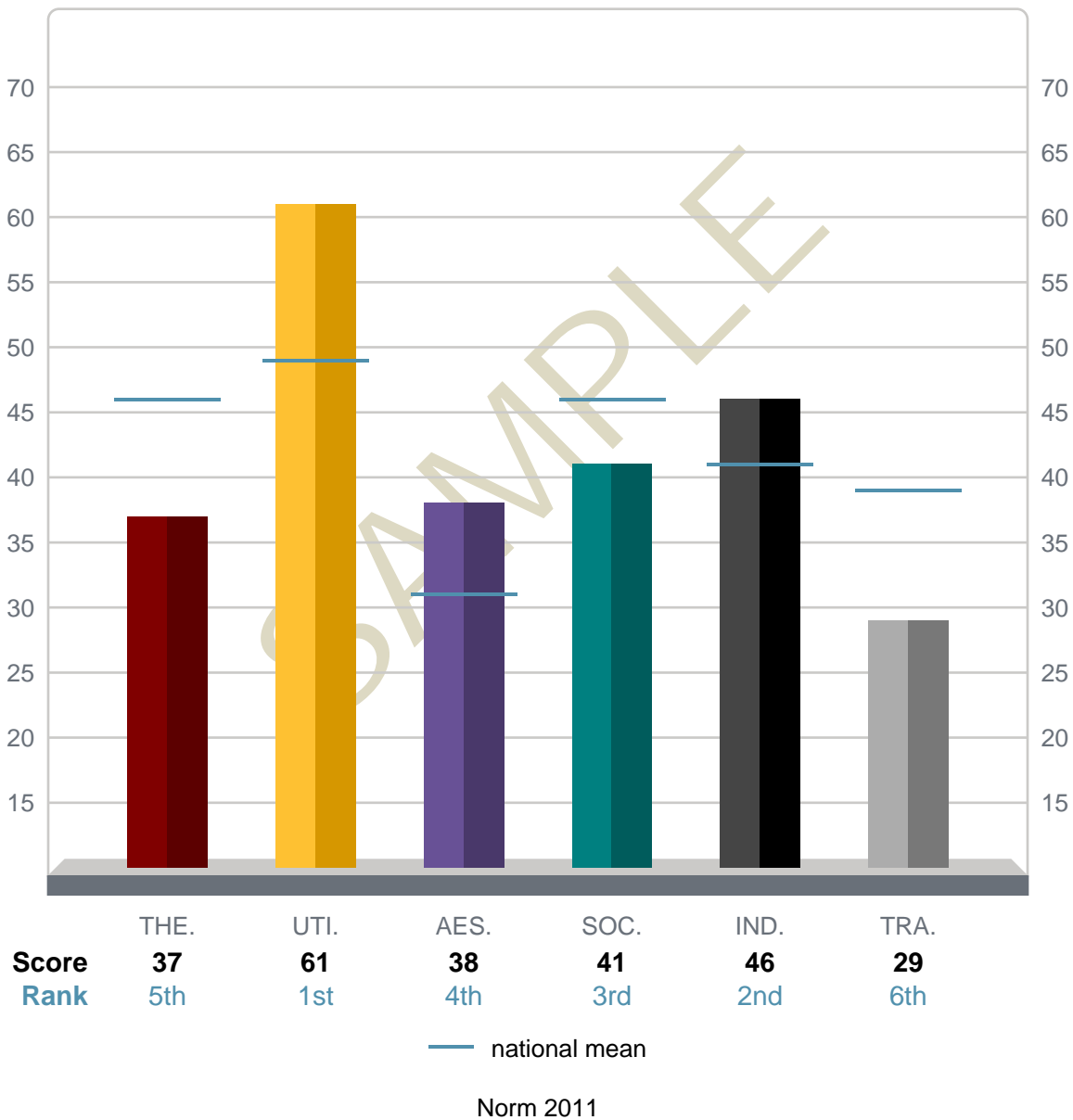
- Others who try to impose their way of living on you will frustrate you. Your ability to try new things frustrates them and they feel compelled to change you to their system.

SAMPLE



Motivation Insights® Graph

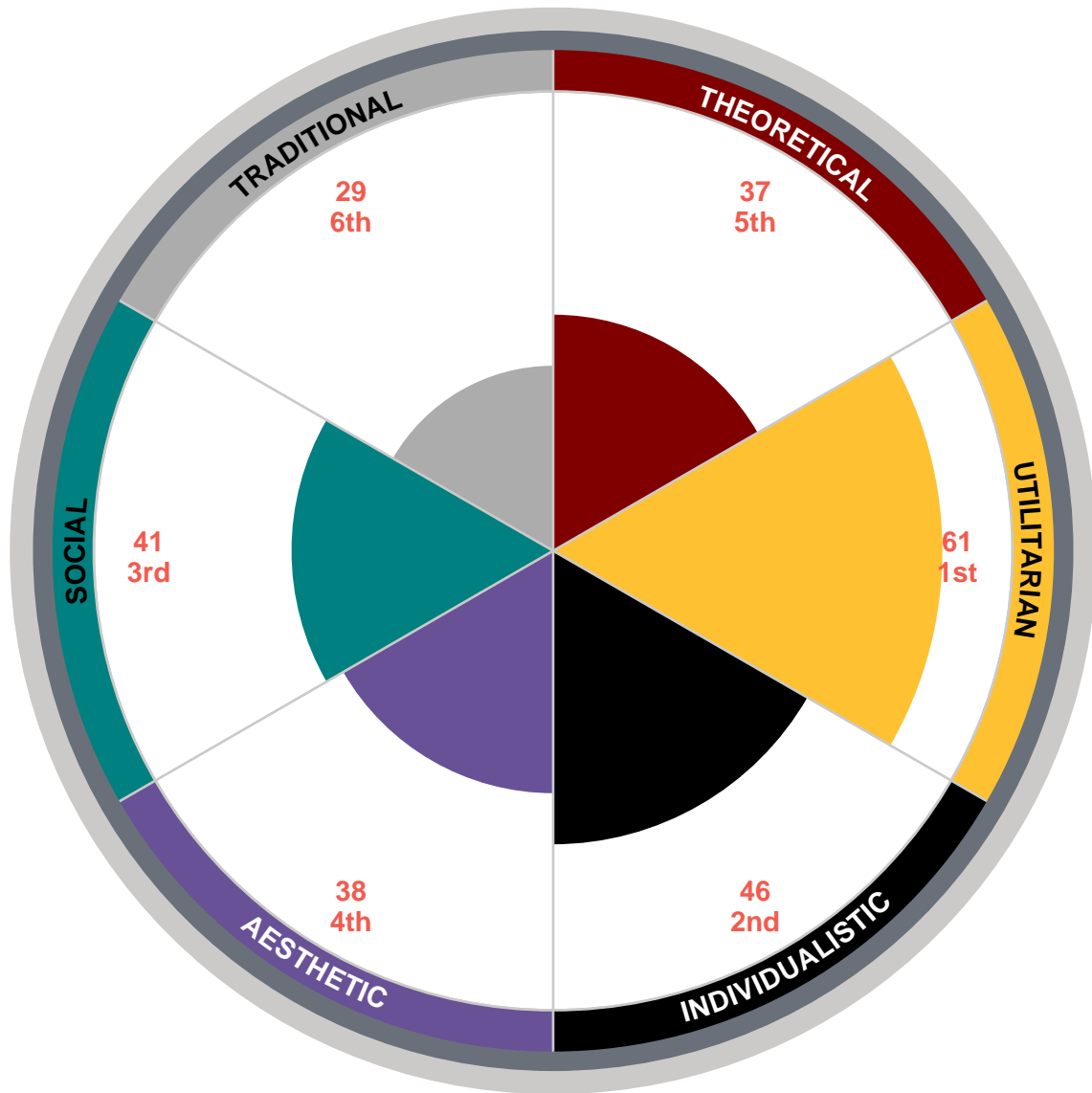
5-22-2013





Motivators Wheel™

5-22-2013





Values Action Plan

This Action Plan is your tool to contribute to the process of self-development and continuous improvement. As you have reviewed information in this document, please respond to the items below as they relate to your specific professional environment.

Area 1: The greater or global mission of the team or organization.

In the space below indicate briefly one or two areas of strength that you bring to the greater mission of the organization at large.

Area 2: An immediate or shorter-term mission, task or purpose of a smaller group of people with whom you work on day-to-day operations.

In the space below, indicate briefly one or two areas of strength (different from those above), that you bring to the shorter-term tasks or day-to-day operations.

SAMPLE



Quality Improvement Action Plan

In the area below, respond briefly as indicated. Base your answers on some of the information and results presented in this document.

Action Point 1: Things I will keep on doing.

Indicate three things that you are doing very well already, and that you plan to keep on doing.

- 1.
- 2.
- 3.

Action Point 2: Things I will modify or change slightly.

Indicate 2 things that you will modify, adjust, or change slightly in order to increase personal effectiveness.

- 1.
- 2.

Action Point 3: Things I will stop doing, or try to eliminate.

Indicate one thing that you will try to stop doing in order to increase personal effectiveness.

- 1.

Today's Date: _____

Date to review with mentor or peer: _____



Team Building Summary of Workplace Values

Pick the most important item in each category from your report in the topic areas indicated. Leave a line blank if no primary item emerges to you. This summary sheet is to be used as a primary point of dialogue between you, your peers, and your manager, provided that all have copies of their own information. This communication should be a two-way process.

(Remember, these items are related to one's intrinsic drive factors, their 'hidden motivators' not readily observable. These items are of critical importance to one's long range success. This list illuminates why we do what we do.)

General Characteristics

1. Theoretical _____
2. Utilitarian/Economic _____
3. Aesthetic _____
4. Social/Altruistic _____
5. Individualistic/Political _____
6. Traditional/Regulatory _____

Value to the Organization

1. Theoretical _____
2. Utilitarian/Economic _____
3. Aesthetic _____
4. Social/Altruistic _____
5. Individualistic/Political _____
6. Traditional/Regulatory _____



Team Building Summary of Workplace Values

Keys to Managing and Motivating:

1. Theoretical _____
2. Utilitarian/Economic _____
3. Aesthetic _____
4. Social/Altruistic _____
5. Individualistic/Political _____
6. Traditional/Regulatory _____

Training, Professional Development and Learning Insights:

1. Theoretical _____
2. Utilitarian/Economic _____
3. Aesthetic _____
4. Social/Altruistic _____
5. Individualistic/Political _____
6. Traditional/Regulatory _____



Team Building Summary of Workplace Values

Continuous Quality Improvement:

1. Theoretical _____
2. Utilitarian/Economic _____
3. Aesthetic _____
4. Social/Altruistic _____
5. Individualistic/Political _____
6. Traditional/Regulatory _____

Continuous Quality Improvement: (choose two items from any values areas)

1. _____
2. _____

SAMPLE